

# Universal Starch-Chem Allied Ltd.

**Universal Starch-Chem Allied Ltd. | BSE Code: 524408 | Market Data as on Date: 21 Jul 2016**

Current Price (₹)	22.90	Market Cap (₹ Crores)	9.62	Book Value (₹)	20.17
52 Week High (₹)	37.10	Shares Outstanding	42,00,000	P/B Ratio	1.14
52 Week Low (₹)	16.45	Beta - Sensex	(0.01)	Earnings Per Share (₹)	-
Face Value per Share (₹)	10.00	Dividend Yield (%)	-	P/E Ratio	-

## Company Info:

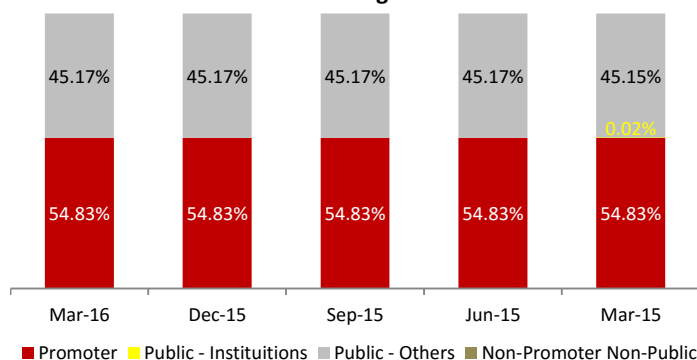
Universal Starch-Chem Allied Limited manufactures and sells starches, their derivatives, and other by products in India and internationally. The Company's products include maize starch powder; unigel, a pregelatinised starch; liquid glucose; utexlose, a thin boiling starch; white dextrin, a hydrolyzed starch; unisol, an oxidized starches; dextrose monohydrates; dextrose anhydrous; dextrose syrups; maltose corn syrups; caramel, a natural food color; maize germs; maize germ oil cakes; maize gluten, a high protein substance; maize refined oils; oxidized starches; cationic starches; esterified starches; and amphoteric starches. Its products are primarily used in food, paper, textile, pharmaceutical, and confectionary industries. The Company was founded in 1973 and is based in Mumbai, India.

## Peer Comparison

	Universal Starch	Tata Chemicals	National Peroxide
Sales	58.66	2,268.10	59.60
PAT	0.58	110.60	7.04
Equity	4.20	254.82	5.75
EPS	1.38	4.34	12.25
OPM %	6.09	10.14	25.08
NPM %	0.99	4.88	11.82

\* Peers are grouped according to sector and market cap

## Shareholding Pattern



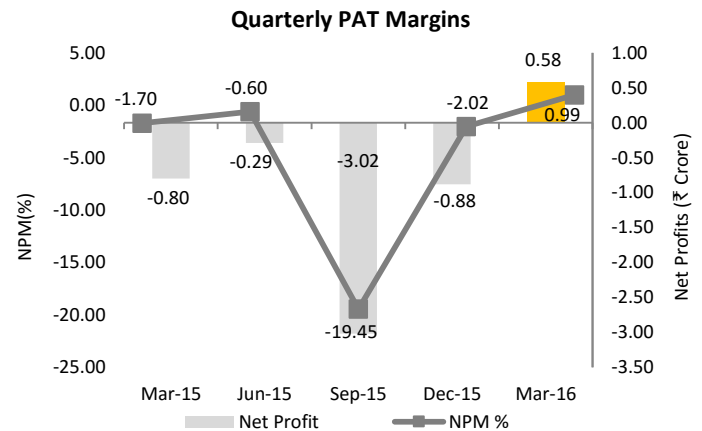
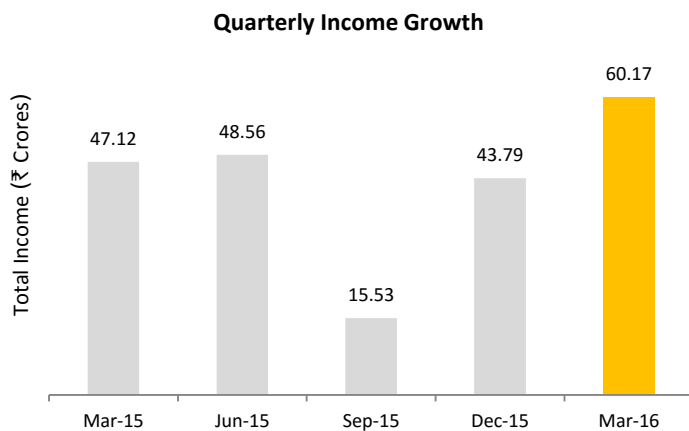
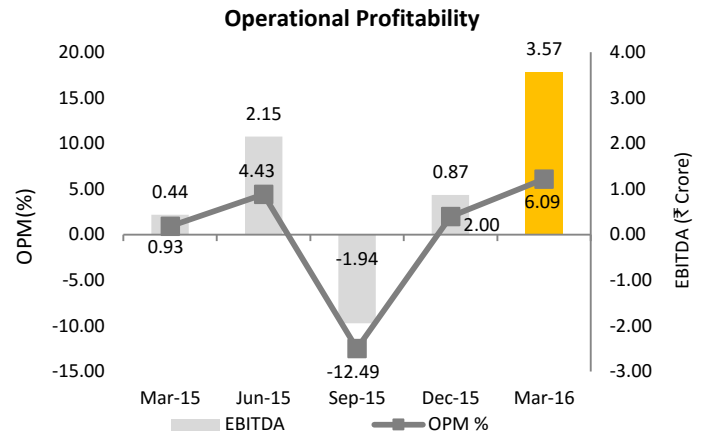
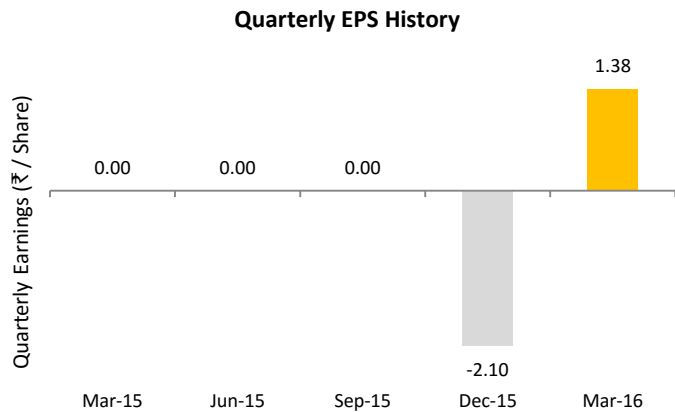
## Quarterly Review - Mar 16:

The Company has recorded revenues of ₹ 58.66 Crores during the current quarter as against ₹ 47.12 Crores for the corresponding quarter last year. EBITDA margins for the current quarter increased to 6.09% in Mar quarter this year as compared to 0.93% in the same quarter previous year. The Profit after Tax (PAT) for current quarter stood at ₹ 0.58 Crores.

## Quarterly Results:

### Income Statement

	Figures in ₹ Crores							
	Mar-16	% of (1)	Mar-15	% of (1)	Dec-15	% of (1)	Sep-15	% of (1)
Revenue	58.66		47.12		43.57		15.53	
Total Income	60.17		47.12		43.79		15.53	
Expenditure	(56.60)	-96.49%	(46.68)	-99.07%	(42.92)	-98.51%	(17.47)	-112.49%
Interest	(0.89)	-1.52%	(0.94)	-1.99%	(0.82)	-1.88%	(1.08)	-6.95%
PBDT	2.68	4.57%	(0.50)	-1.06%	0.05	0.11%	(3.02)	-19.45%
PBIDT	3.57	6.09%	0.44	0.93%	0.87	2.00%	(1.94)	-12.49%
Depreciation	(1.14)	-1.94%	(1.61)	-3.42%	(1.07)	-2.46%	(1.09)	-7.02%
PBT	1.54	2.63%	(2.11)	-4.48%	(1.02)	-2.34%	(4.11)	-26.46%
Tax	(0.96)	-1.64%	1.31	2.78%	0.14	0.32%	1.09	7.02%
Net Profit	0.58	0.99%	(0.80)	-1.70%	(0.88)	-2.02%	(3.02)	-19.45%

**Quarter on Quarter Changes:**


**DISCLOSURE:** THIS REPORT HAS BEEN SPONSORED BY BSE - INVESTOR PROTECTION FUND TRUST

**RESEARCH ANALYST:** WAHEED SHAIKH

**DISCLAIMER:** While SES has made every effort and has exercised due skill, care and diligence in compiling this report based on publicly available information, it neither guarantees its accuracy, completeness or usefulness, nor assumes any liability whatsoever for any consequence from its use. This report does not have any approval, express or implied, from any authority, nor is it required to have such approval. The users are strongly advised to exercise due diligence while using this report. This report in no manner constitutes an offer, solicitation or advice to buy or sell securities, nor solicits votes or proxies on behalf of any party. SES has no financial liability whatsoever, to the subscribers / users of this report. The report is released in India and SES has ensured that it is in accordance with Indian laws. Person resident outside India shall ensure that laws in their country are not violated while using this report; SES shall not be responsible for any such violation. This report should not be reproduced or redistributed or communicated directly or indirectly in any form to any other person - especially outside India or published or copied in whole or in part, for any purpose.

**ABOUT SES:** Stakeholders' Empowerment Services is a not for profit initiative of like-minded people with a vision to achieve a corporate governance state where all stakeholders are treated in just and fair manner. We believe that this journey can be possible only with active participation of all stakeholders. For more information please contact SES at +91 22 4022 0322, or via e-mail: [info@sesgovernance.com](mailto:info@sesgovernance.com)

SEBI Reg. No. INH000000016

Stakeholders' Education | Proxy Advisory | Corporate Governance Research | Corporate Governance Score